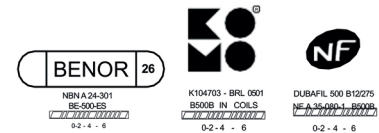




## PRODUCER COLD DRAWN WIRE HERSTELLER BETONSTAHL IN RINGEN

### B-500-B INDENTED/GEDEHNT

Dia 8	2,5T / 3T / 4.6T	Benor, Komo, Afcab
Dia 10	2,5T / 3T / 4.6T	Benor, Komo, Afcab
Dia 12	2,5T / 3T / 4.6T	Benor, Komo, Afcab
Dia 14	2,5T / 3T / 4T	Benor
Dia 16	2,5T / 3T / 4T	Benor



Mechanical characteristics / Mechanische Eigenschaften	Yield Strength Re / Streckgrenze (Mpa)	Stress ratio / Streckgrenzenverhältnis / Rm / Re	Total elongation at max force Agt % / Dehnung bei Höchstkraft Agt %
		d ≥ 6	d ≥ 6
Min characteristic value Cv / Maßgebender charakteristischer Wert (Min) Cv	500	1,09	5,5

### B-500-A RIBBED/GERIPPT

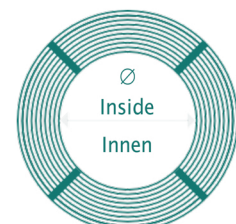
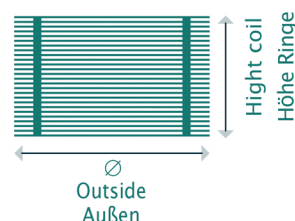
Dia 6	2T / 2.5T	Benor, Komo, Afcab, MPA
Dia 8	2,5T / 3T / 4.6T	Benor, Komo, Afcab, MPA
Dia 10	2,5T / 3T / 4,6T	Benor, Komo, Afcab, MPA
Dia 12	2,5T / 3T / 4,6T	Benor, Komo, Afcab, MPA
Dia 14	2,5T / 3T	Benor, Komo
Dia 16	2,5T / 3T / 4T	Benor, Komo



1,6 Ton – 2 Ton : upon request / auf Anfrage

Mechanical characteristics / Mechanische Eigenschaften	Yield Strength Re / Streckgrenze (Mpa)	Stress ratio / Streckgrenzenverhältnis / Rm / Re		Total elongation at max force Agt % / Dehnung bei Höchstkraft Agt %	
		5 ≥ d ≥ 5,5	d ≥ 6	5 ≥ d ≥ 5,5	d ≥ 6
Min characteristic value Cv / Maßgebender charakteristischer Wert (Min) Cv	500	1,03	1,06	2,5	3,5

Height coil / Höhe Ringe	850 mm – 1.000 mm
Inside Ø / Innen Ø	630 mm
Outside Ø / Außen Ø	1.000 mm – 1.200 mm
Unwinding / Abwickelrichtung	Standard: left* Standard: Links*

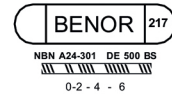


\*upon request: right / auf Anfrage : Rechts



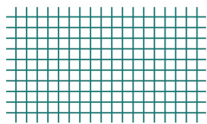
## WELDED MESH BETONSTAHLMATTEN

FROM STOCK / AB LAGER




DESCRIPTION BESCHREIBUNG	TYPE TYP	DIMENSIONS ABMESSUNGEN	DIA Ø DURCHMESSER Ø	MAZES MASCHEN	WEIGHT GEWICHT	PIECES PER PACK STÜCKE PRO PACKUNG
-----------------------------	-------------	---------------------------	------------------------	------------------	-------------------	---------------------------------------

### MESH WITHOUT FLYING ENDS / MATTEN OHNE ÜBERSTAND




P189	5000/2000	6/6	150/150	29,08	50
P335	5000/2000	8/8	150/150	51,75	30
P524	5000/2000	10/10	150/150	80,83	20
P754	5000/2000	12/12	150/150	116,33	10

### MESH WITHOUT FLYING ENDS SMALLER SIZES / MATTEN OHNE ÜBERSTAND KLEINERE GRÖSSEN



QS188A	3000/2000	6/6	150/150	18,2	50
QS335A	3000/2000	8/8	150/150	32,39	40
QS524A	3000/2000	10/10	150/150	50,59	30

### FLYING END MESH FOR FLOORS / MATTEN MIT ÜBERSTAND FÜR BÖDEN



						USEFUL SURFACE / NÜTZBARE OBERFLÄCHE
B188A	5950/2350	6/6	150/150	38,32	40	11,97 m <sup>2</sup>
B335A	5950/2350	8/8	150/150	64,9	20	10,83 m <sup>2</sup>
B524A	5950/2350	10/10	150/150	101,37	10	10,83 m <sup>2</sup>
B754A	5950/2350	12/12	150/150	138,53	10	9,72 m <sup>2</sup>
B385A	6000/2400	7/7	100/100	79,37	20	11,97 m <sup>2</sup>
B503A	6000/2400	8/8	100/100	100,49	10	11,2 m <sup>2</sup>
B784A	6000/2400	10/10	100/100	156,96	10	10,45 m <sup>2</sup>
B1131A	6000/2400	12/12	100/100	211	5	9,72 m <sup>2</sup>

### MESH USED FOR JOINTS / VERBUNDMATTEN



DP8	2400/800	6/8	150/150	6,12	4 x 50
DP10	2400/1000	6/10	150/150	10,94	4 x 30


### SPECIAL MESH 300/800-300/900 / SPEZIELLE MATTEN 300/800-300/900



WN8	2400/1100	8	150	9,083	30
WN10	2400/1200	10	150	15,638	20

CUSTOM MADE WELDED MESH ACCORDING TO YOUR SPECIFICATIONS, DIAMETER, MAZEN,...  
BETONSTAHLMATTEN MIT MASCHEN, DURCHMESSER UND ABMESSUNGEN NACH IHREM WUNSCH

## TRADE / HANDEL



REBAR ON  
LENGTH  
BETONSTAHL  
STÄBE



SPACERS  
ABSTANDHALTER



BLACK ANNEALED WIRE  
& METAL WATER STOP  
BINDEDRAGT &  
FUGENBLECH